



Results of Group 6 - Race























Date Sep 16, 2006 5:00:00 PM
Event Finger Lakes Region, FUN ONE '06 Sat.
Group Group 6
Track Watkins Glen, Long Course (3.400 Miles)












Tasks
 Sort Results by Class
 Show Lapchart

Finger Lakes Region SCCA

Best Lap Tm		2:11.406		In Lap		3			
Best Speed		93.146		by		Ken Fisher			
Pos	No.	Name	Laps	Total Tm	Diff	Best Tm	In Lap	Best Spd (Mph)	Additional
1	48	Ken Fisher	6	13:20.480		2:11.406	3	93.146	-
2	19	Gary Moore	6	13:23.905	3.425	2:12.944	3	92.069	-
3	07	Derek Defonce	6	13:56.039	35.559	2:16.926	2	89.391	-
4	11	Dave Auer	6	13:59.025	38.545	2:16.993	4	89.348	-
5	12	Federico Burgos	6	14:01.259	40.779	2:18.096	3	88.634	-
6	03	Robert Reed	6	14:03.601	43.121	2:18.408	4	88.434	-
7	18	Mark Fickenscher	6	14:04.046	43.566	2:18.852	4	88.151	-
8	57	John Walsh	6	14:05.904	45.424	2:18.683	2	88.259	-
9	34	Herbert Sweeney III	6	14:10.937	50.457	2:16.974	2	89.360	-
10	23	Michael Farrell	6	14:14.273	53.793	2:20.084	4	87.376	-
11	32	Tristan Welling	6	14:16.016	55.536	2:20.089	4	87.373	-
12	94	Michael Feno	6	14:16.230	55.750	2:19.980	4	87.441	-
13	42	Donald Kahn	6	14:16.847	56.367	2:19.561	3	87.704	-
14	36	Kevin Treffeisen	6	14:17.859	57.379	2:19.839	2	87.529	-
15	33	Russell Jaslow	6	14:18.035	57.555	2:19.026	4	88.041	-
16	04	Doug Rocco	6	14:19.114	58.634	2:19.489	4	87.749	-
17	02	Raymond Moser	6	14:21.552	1:01.072	2:20.299	2	87.242	-
18	10	Doug Garrison	6	14:21.722	1:01.242	2:20.555	3	87.083	-
19	46	Michael Hill	6	14:22.171	1:01.691	2:18.077	4	88.646	-
20	14	Peter Unverdorben	6	14:23.196	1:02.716	2:20.035	4	87.407	-
21	84	John Giambalvo	6	14:28.892	1:08.412	2:21.213	4	86.678	-
22	4	Dave Lancaster	6	14:29.555	1:09.075	2:20.972	4	86.826	-
23	87	Sid Krugman	6	14:30.413	1:09.933	2:21.243	4	86.659	-
24	20	Steve Owens	6	14:47.724	1:27.244	2:22.157	3	86.102	-
25	47	Ken Reilly	6	14:53.366	1:32.886	2:21.343	2	86.598	-
26	2	Karl Flessa	6	14:53.465	1:32.985	2:23.830	4	85.100	-
27	82	Joseph Wolf	6	14:54.891	1:34.411	2:24.288	4	84.830	-
28	24	Patrick Stringer	6	14:57.204	1:36.724	2:23.591	4	85.242	-
29	21	Noel Poduje	6	14:57.632	1:37.152	2:24.990	4	84.420	-
30	25	Edward Sanders	6	14:57.841	1:37.361	2:26.257	4	83.688	-
31	6	Pedro Ortiz	6	15:04.256	1:43.776	2:16.519	4	89.658	-
32	72	Chris Dryden	6	15:04.961	1:44.481	2:17.917	4	88.749	-
33	97	Jeff Swann	6	15:06.492	1:46.012	2:19.516	4	87.732	-

34	55	Paul Russ		6	15:06.879	1:46.399	2:27.139	4	83.187	-
35	99	Robert Dowie		6	15:14.061	1:53.581	2:19.311	3	87.861	
36	91	JD Baker		6	15:15.102	1:54.622	2:28.170	4	82.608	
37	74	David Kicak		6	15:16.703	1:56.223	2:19.836	4	87.531	
38	39	Mark Rubino		6	15:17.140	1:56.660	2:28.235	4	82.572	-
39	13	Dennis Eckert		6	15:18.268	1:57.788	2:29.406	4	81.924	
40	0	Shawn Yeakel		6	15:42.939	2:22.459	2:26.254	4	83.690	-
41	77	Jeffrey Lehner		5	11:30.670	1 Lap	2:16.375	3	89.753	
42	28	Tyler Kicera		5	13:03.389	1:32.719	2:16.593	2	89.609	-
43	1	Terry Schappell		5	13:30.277	1:59.607	2:28.225	3	82.577	-
44	30	Nick Fonte		5	13:40.094	2:09.424	2:29.387	4	81.935	
45	58	Frank Gesualdo		5	13:41.633	2:10.963	2:29.265	4	82.002	
46	3	Michael Cummings		5	13:41.637	2:10.967	2:30.067	2	81.564	-
47	49	Joseph Schlosser		5	13:42.645	2:11.975	2:30.401	3	81.382	-
48	06	Peter Dehmler		5	13:43.814	2:13.144	2:31.929	2	80.564	-
49	81	Bob Jones		5	13:57.314	2:26.644	2:32.489	3	80.268	-
50	44	Mitchell Ware		5	14:08.013	2:37.343	2:33.853	2	79.556	
51	31	Dan Fergusen		5	14:09.499	2:38.829	2:36.251	3	78.335	-
52	59	Gib Stine		5	14:11.743	2:41.073	2:35.889	3	78.517	-
53	7	Pat Simpson		5	14:15.471	2:44.801	2:36.406	3	78.258	
54	89	Tom Campbell		5	14:26.393	2:55.723	2:36.265	3	78.328	-
55	76	Ronney Finke		5	14:45.796	3:15.126	2:23.377	3	85.369	
56	38	Russell Cappa		5	14:57.402	3:26.732	2:38.017	2	77.460	-
57	27	Charles Pond		5	15:25.384	3:54.714	2:49.407	3	72.252	-
58	41	Tom Riley		4	9:13.478	2 Laps	2:17.005	4	89.340	-
59	88	Chris Pluta		4	9:16.042	2.564	2:17.783	4	88.835	-
60	9	Laurent Fumex		4	11:36.283	2:22.805	2:35.631	2	78.648	-
61	17	Viren Kapadia		3	9:09.187	3 Laps	2:23.287	3	85.423	
DNF	71	Jonathan Waterhouse		1	3:26.000	5 Laps	2:30.721	1	81.210	-

Not Classified

DNS	8	Mark Heinzelman		0	--:--:--:--		--:--:--:--	0	-	-
DNS	56	Robert Willis		0	--:--:--:--		--:--:~:~:~	0	-	-
DNS	60	Brian Hanaburgh		0	--:~:~:~:~		--:~:~:~:~	0	-	-
DNS	50	Jerry Monaghan		0	--:~:~:~:~		--:~:~:~:~	0	-	-
DNS	5	Kim Graff		0	--:~:~:~:~		--:~:~:~:~	0	-	-
DNS	08	Jeffrey Yeakel		0	--:~:~:~:~		--:~:~:~:~	0	-	-
DNS	22	Le McNeish		0	--:~:~:~:~		--:~:~:~:~	0	-	
DNS	16	Stephen Zamborsky		0	--:~:~:~:~		--:~:~:~:~	0	-	
DNS	64	Bruce Dalis		0	--:~:~:~:~		--:~:~:~:~	0	-	
DNS	66	Bill Watts		0	--:~:~:~:~		--:~:~:~:~	0	-	
DNS	78	Dale Furnia		0	--:~:~:~:~		--:~:~:~:~	0	-	-
DNS	21	Dennis Marklein		0	--:~:~:~:~		--:~:~:~:~	0	-	