



Results of Group 6 - Race



















Date Sep 17, 2006 4:30:00 PM
Event Finger Lakes Region, FUN ONE '06
Group Group 6
Track Watlins Glen Short Course (2.451 Miles)













Tasks
 Sort Results by Class
 Show Lapchart

Finger Lakes Region SCCA

Best Lap Tm		1:27.337		In Lap		6			
Best Speed		101.029		by		Ken Fisher			
Pos	No.	Name	Laps	Total Tm	Diff	Best Tm	In Lap	Best Spd (Mph)	Additional
1	48	Ken Fisher	16	30:58.505		1:27.337	6	101.029	-
2	46	Michael Hill	16	31:15.448	16.943	1:29.873	10	98.179	-
3	34	Herbert Sweeney III	16	31:15.661	17.156	1:30.018	8	98.020	-
4	77	Jeffrey Lehner	16	31:15.945	17.440	1:30.265	9	97.752	-
5	28	Tyler Kicera	16	31:16.191	17.686	1:29.425	8	98.670	-
6	12	Federico Burgos	16	31:29.823	31.318	1:30.936	10	97.031	-
7	94	Michael Feno	16	31:29.926	31.421	1:30.519	10	97.478	-
8	88	Chris Pluta	16	31:32.210	33.705	1:30.964	10	97.001	-
9	57	John Walsh	16	31:32.382	33.877	1:30.884	13	97.086	-
10	11	Dave Auer	16	31:36.082	37.577	1:31.515	11	96.417	-
11	03	Robert Reed	16	31:36.683	38.178	1:31.373	14	96.567	-
12	18	Mark Fickenscher	16	31:37.017	38.512	1:31.244	11	96.703	-
13	36	Kevin Treffeisen	16	31:43.077	44.572	1:31.849	13	96.066	-
14	04	Doug Rocco	16	31:43.330	44.825	1:31.439	8	96.497	-
15	32	Tristan Welling	16	31:43.744	45.239	1:31.959	15	95.951	-
16	41	Tom Riley	16	31:43.794	45.289	1:31.251	13	96.696	-
17	42	Donald Kahn	16	31:44.353	45.848	1:31.622	13	96.304	-
18	33	Russell Jaslow	16	31:44.386	45.881	1:31.852	13	96.063	-
19	72	Chris Dryden	16	31:50.057	51.552	1:30.700	12	97.283	-
20	23	Michael Farrell	16	31:50.601	52.096	1:31.706	11	96.216	-
21	76	Ronney Finke	16	31:51.601	53.096	1:31.852	16	96.063	-
22	10	Doug Garrison	16	31:51.677	53.172	1:31.541	10	96.390	-
23	47	Ken Reilly	16	31:51.907	53.402	1:32.572	14	95.316	-
24	6	Pedro Ortiz	16	31:59.012	1:00.507	1:30.689	13	97.295	-
25	4	Dave Lancaster	16	32:00.888	1:02.383	1:33.120	10	94.755	-
26	84	John Giambalvo	16	32:09.612	1:11.107	1:33.014	13	94.863	-
27	87	Sid Krugman	16	32:10.084	1:11.579	1:33.763	6	94.105	-
28	21	Noel Toduje	16	32:10.367	1:11.862	1:32.569	13	95.319	-
29	82	Joseph Wolf	16	32:10.508	1:12.003	1:33.249	14	94.624	-
30	99	Robert Dowie	16	32:10.865	1:12.360	1:31.385	13	96.554	-
31	74	David Kicak	16	32:14.449	1:15.944	1:31.187	14	96.764	-
32	02	Raymond Moser	16	32:29.773	1:31.268	1:34.109	14	93.759	-
33	50	Jerry Monaghan	16	32:30.895	1:32.390	1:33.194	14	94.680	-

34	20	Steve Owens		16	32:34.224	1:35.719	1:35.059	14	92.822	-
35	07	Derek Defonce		15	29:42.964	1 Lap	1:30.196	10	97.827	
36	16	Stephen Zamborsky		15	30:40.811	57.847	1:33.819	7	94.049	
37	2	Karl Flessa		15	31:06.409	1:23.445	1:35.501	14	92.393	
38	91	JD Baker		15	31:18.514	1:35.550	1:36.357	8	91.572	
39	24	Patrick Stringer		15	31:23.837	1:40.873	1:34.003	10	93.865	
40	55	Paul Russ		15	31:29.705	1:46.741	1:37.636	15	90.372	-
41	3	Michael Cummings		15	31:34.712	1:51.748	1:36.550	9	91.389	-
42	39	Mark Rubino		15	31:37.143	1:54.179	1:35.189	8	92.696	-
43	30	Nick Fonte		15	31:44.577	2:01.613	1:36.905	8	91.054	
44	49	Joseph Schlosser		15	31:49.539	2:06.575	1:37.324	14	90.662	-
45	06	Peter Dehmler		15	31:51.823	2:08.859	1:38.614	14	89.476	-
46	31	Dan Ferguson		15	32:04.326	2:21.362	1:39.219	14	88.931	-
47	44	Mitchell Ware		15	32:33.938	2:50.974	1:42.487	7	86.095	
48	25	Edward Sanders		14	29:18.071	2 Laps	1:35.207	14	92.678	-
49	14	Peter Unverdorben		14	31:25.054	2:06.983	1:33.491	6	94.379	-
50	38	Russell Cappa		14	31:57.202	2:39.131	1:46.764	6	82.646	-
51	9	Laurent Fumex		14	32:42.459	3:24.388	1:51.014	11	79.482	-
52	81	Bob Jones		9	22:04.348	7 Laps	1:39.409	9	88.761	-
53	89	Tom Campbell		8	20:27.193	8 Laps	1:39.046	7	89.086	-
54	59	Gib Stine		8	20:43.248	16.055	1:45.182	6	83.889	-
55	7	Pat Simpson		5	15:12.853	11 Laps	1:44.174	5	84.701	
56	27	Charles Pond		2	6:23.169	14 Laps	2:26.559	1	60.205	-
57	13	Dennis Eckert		0	8.599	16 Laps	--:--:--:--	0	-	
58	0	Jeffrey Yeakel		0	45.420	36.821	--:--:--:--	0	-	-

Not Classified

DNS	8	Mark Heinzelman		0	--:--:--:--	--:--:--:--	--:--:--:--	0	-	-
DNS	56	Robert Willis		0	--:--:--:--	--:--:--:--	--:--:--:--	0	-	-
DNS	21	Dennis Marklein		0	--:--:--:--	--:--:--:--	--:--:--:--	0	-	
DNS	1	Terry Schappell		0	--:--:--:--	--:--:--:--	--:--:--:--	0	-	-
DNS	60	Brian Hanaburgh		0	--:~:~:~:~	--:~:~:~:~	--:~:~:~:~	0	-	-
DNS	71	Jonathan Waterhouse		0	--:~:~:~:~	--:~:~:~:~	--:~:~:~:~	0	-	-
DNS	5	Kim Graff		0	--:~:~:~:~	--:~:~:~:~	--:~:~:~:~	0	-	-
DNS	19	Gary Moore		0	--:~:~:~:~	--:~:~:~:~	--:~:~:~:~	0	-	-
DNS	21	Noel Poduje		0	--:~:~:~:~	--:~:~:~:~	--:~:~:~:~	0	-	
DNS	17	Viren Kapadia		0	--:~:~:~:~	--:~:~:~:~	--:~:~:~:~	0	-	
DNS	22	Le McNeish		0	--:~:~:~:~	--:~:~:~:~	--:~:~:~:~	0	-	-
DNS	64	Bruce Dalis		0	--:~:~:~:~	--:~:~:~:~	--:~:~:~:~	0	-	
DNS	66	Bill Watts		0	--:~:~:~:~	--:~:~:~:~	--:~:~:~:~	0	-	
DNS	78	Dale Furnia		0	--:~:~:~:~	--:~:~:~:~	--:~:~:~:~	0	-	-
DNS	97	Jeff Swann		0	--:~:~:~:~	--:~:~:~:~	--:~:~:~:~	0	-	-

Announcements

Timestamp	Text
16:54	New Track Record (1:31.385) for GTL by Robert Dowie.