



# MyLaps.com

## Results of Group 3 - Group 3, Race



















**Date** Jul 15, 2007 11:00:00 AM  
**Event** Glen National at Watkins Glen  
**Group** Group 3  
**Track** Watkins Glen, Long Course (3.400 Miles)











**Tasks**  
 Sort Results by Class  
 Show Lapchart

Finger Lakes Region SCCA

Best Lap Tm		1:45.074	In Lap		14				
Best Speed		116.489	by		Hans Peter				
Pos	No.	Name	Laps	Total Tm	Diff	Best Tm	In Lap	Best Spd (Mph)	Additional
1	99	Paul Lecain	14	38:09.062		1:49.247	10	112.040	-
2	28	Ahsen Yelkin	14	38:20.622	11.560	1:51.007	12	110.263	-
3	08	Jean-Luc Liverato	14	38:23.894	14.832	1:51.311	10	109.962	-
4	66	Hans Peter	14	38:23.965	14.903	1:45.074	14	116.489	-
5	71	Michael Mallinen	14	38:31.339	22.277	1:52.523	14	108.778	-
6	76	William Goldkind	14	38:32.074	23.012	1:50.255	14	111.015	-
7	11	John Thompson	14	38:36.086	27.024	1:53.392	11	107.944	-
8	75	Shelton Lindsay	14	38:44.599	35.537	1:53.084	13	108.238	-
9	77	Jacek Mucha	14	38:46.440	37.378	1:52.914	12	108.401	-
10	4	Bob Gardner	14	38:47.040	37.978	1:53.999	14	107.369	-
11	00	Jeremy Hill	14	38:51.356	42.294	1:54.621	14	106.787	-
12	61	Robert Woodward	14	39:03.766	54.704	1:54.316	14	107.072	-
13	51	Mauro Fauza	14	39:04.212	55.150	1:56.822	13	104.775	-
14	19	Thomas Becker	14	39:14.527	1:05.465	1:58.975	11	102.879	-
15	39	Chris Fahan	14	39:14.805	1:05.743	1:57.441	11	104.223	-
16	97	John McMurray	14	39:15.496	1:06.434	1:59.729	10	102.231	-
17	34	David Dullum	14	39:17.811	1:08.749	1:58.968	10	102.885	-
18	48	Jeremy Grenier	14	39:18.091	1:09.029	1:57.598	11	104.083	-
19	05	Chris Lee	14	39:24.049	1:14.987	1:56.267	12	105.275	-
20	73	Justin Huffman	14	39:24.563	1:15.501	1:59.171	11	102.710	-
21	91	Rich Leslie Jr.	14	39:27.293	1:18.231	2:00.621	11	101.475	-
22	1	William Moore	14	39:27.910	1:18.848	1:59.709	13	102.248	-
23	30	Luis Maza	14	39:28.290	1:19.228	1:59.298	11	102.600	-
24	64	Jim Hallman	14	39:31.454	1:22.392	1:59.857	13	102.122	-
25	43	Thomas Mihelich	14	39:32.469	1:23.407	2:00.012	13	101.990	-
26	38	Guy Pipitone	14	39:36.941	1:27.879	2:00.950	12	101.199	-
27	5	Lee Shumusic	14	39:37.442	1:28.380	2:00.996	12	101.160	-
28	33	Amanda Hennessy	14	39:37.655	1:28.593	2:00.449	13	101.620	-
29	59	Andy Schaufelberger	14	39:38.165	1:29.103	2:00.058	13	101.951	-
30	46	Doug Rocco	14	39:44.338	1:35.276	2:02.956	13	99.548	-
31	41	Jeff Wayland	14	39:52.413	1:43.351	2:02.831	14	99.649	-
32	10	Keith McDonald	14	39:54.252	1:45.190	2:01.487	14	100.752	-
33	49	Bill Gendron	14	39:54.752	1:45.690	2:01.250	14	100.948	-

34	7	David Oleary		14	39:55.713	1:46.651	2:01.756	14	100.529	-
35	90	Simon Green		14	39:58.650	1:49.588	2:04.471	11	98.336	-
36	44	Kevin Boeckle		14	40:04.308	1:55.246	2:04.331	12	98.447	-
37	89	Willard King		14	40:04.907	1:55.845	2:01.980	12	100.344	
38	29	Glenn Pashley		14	40:05.474	1:56.412	2:01.482	12	100.756	-
39	9	Darryl Shoff		14	40:05.905	1:56.843	2:01.876	13	100.430	-
40	87	Bruce Allen		14	40:07.456	1:58.394	2:03.220	13	99.335	
41	8	James Hanrahan		14	40:09.764	2:00.702	2:06.472	3	96.780	-
42	14	Chris Mosley		14	40:16.316	2:07.254	2:06.732	13	96.582	-
43	83	Tom Schwietz		13	36:58.052	1 Lap	1:55.384	13	106.081	
44	3	Gary Phillips		13	37:52.606	54.554	2:04.821	12	98.060	
45	23	Vince LaManna		13	38:09.748	1:11.696	2:07.412	9	96.066	-
46	72	Burns Moore		13	38:11.219	1:13.167	2:05.450	12	97.569	-
47	88	Fred Knoll		13	38:12.398	1:14.346	2:07.331	12	96.127	-
48	32	David Shaver		13	38:12.572	1:14.520	2:05.512	10	97.521	-
49	93	Jim Stengel		13	39:01.515	2:03.463	2:13.904	11	91.409	-
50	01	Mike Odonovich		13	39:13.063	2:15.011	2:15.562	10	90.291	
51	31	Matt Schreider		13	39:31.269	2:33.217	2:05.906	11	97.215	-
52	82	James Esgrow		13	39:42.998	2:44.946	2:17.801	9	88.824	
53	17	Skip Reber		12	37:58.003	2 Laps	2:22.821	9	85.702	-
54	22	Jerry Bergman		11	33:59.350	3 Laps	2:06.672	11	96.628	-
55	0	Rob Sherwood		10	39:46.511	4 Laps	2:04.463	8	98.342	
56	2	Atahan Koymen		9	28:58.918	5 Laps	1:53.685	9	107.666	-
57	6	Victor Calderone		8	27:08.250	6 Laps	2:03.011	4	99.503	-
58	25	Larry Meisner		7	27:12.771	7 Laps	2:26.098	3	83.779	
DNF	06	Peter Becker		4	13:13.041	10 Laps	2:27.962	3	82.724	
DNF	70	Phil Alspach		4	13:25.112	12.071	2:32.470	3	80.278	-

**Not Classified**

DNS	21	David Watson		0	--:--:--:--		--:--:--:--	0	-	-
DNS	20	Mike Sirianni		0	--:--:--:--		--:--:--:--	0	-	
DNS	07	Robert Laverty		0	--:--:--:--		--:~:~:~:~	0	-	-
DNS	35	Charles Shaffer		0	--:~:~:~:~		--:~:~:~:~	0	-	
DNS	47	Philip Picard		0	--:~:~:~:~		--:~:~:~:~	0	-	-
DNS	69	Paul Farmer		0	--:~:~:~:~		--:~:~:~:~	0	-	
DNS	92	Shane Doles		0	--:~:~:~:~		--:~:~:~:~	0	-	

**Announcements**

Timestamp	Text
11:39	New Track Record (1:51.311) for DSR by Jean-Luc Liverato.
11:41	New Track Record (1:54.621) for FB by Jeremy Hill.
11:41	New Track Record (1:59.171) for FE by Justin Huffman.
11:49	New Track Record (1:45.074) for FA by Hans Peter.



# MyLaps.com

## Results of Group 3 - Group 3, Race




























**Date** Jul 15, 2007 11:00:00 AM  
**Event** Glen National at Watkins Glen  
**Group** Group 3  
**Track** Watkins Glen, Long Course (3.400 Miles)



**Tasks**  Sort Results by Class  
 Show Lapchart

Finger Lakes Region SCCA

Pos	No.	Name	Laps	Total Tm	Diff	Best Tm	In Lap	Best Spd (Mph)	Additional
<b>Best Lap Tm</b>				1:45.074			<b>In Lap</b>	14	
<b>Best Speed</b>				116.489		<b>by</b>		Hans Peter	
<b>Class: FA</b>									
1	99	Paul Lecain		14	38:09.062	1:49.247	10	112.040	-
2	28	Ahsen Yelkin		14	38:20.622 11.560	1:51.007	12	110.263	-
3	66	Hans Peter		14	38:23.965 14.903	1:45.074	14	116.489	-
4	71	Michael Mallinen		14	38:31.339 22.277	1:52.523	14	108.778	-
5	11	John Thompson		14	38:36.086 27.024	1:53.392	11	107.944	-
6	75	Shelton Lindsay		14	38:44.599 35.537	1:53.084	13	108.238	-
7	61	Robert Woodward		14	39:03.766 54.704	1:54.316	14	107.072	-
8	05	Chris Lee		14	39:24.049 1:14.987	1:56.267	12	105.275	-
9	1	William Moore		14	39:27.910 1:18.848	1:59.709	13	102.248	-
10	44	Kevin Boeckle		14	40:04.308 1:55.246	2:04.331	12	98.447	-
11	89	Willard King		14	40:04.907 1:55.845	2:01.980	12	100.344	-
12	8	James Hanrahan		14	40:09.764 2:00.702	2:06.472	3	96.780	-
13	2	Atahan Koymen		9	28:58.918 5 Laps	1:53.685	9	107.666	-
<b>Class: DSR</b>									
1	08	Jean-Luc Liverato		14	38:23.894	1:51.311	10	109.962	-
2	4	Bob Gardner		14	38:47.040 23.146	1:53.999	14	107.369	-
3	19	Thomas Becker		14	39:14.527 50.633	1:58.975	11	102.879	-
4	49	Bill Gendron		14	39:54.752 1:30.858	2:01.250	14	100.948	-
5	7	David Oleary		14	39:55.713 1:31.819	2:01.756	14	100.529	-
6	14	Chris Mosley		14	40:16.316 1:52.422	2:06.732	13	96.582	-
7	22	Jerry Bergman		11	33:59.350 3 Laps	2:06.672	11	96.628	-
8	25	Larry Meisner		7	27:12.771 7 Laps	2:26.098	3	83.779	-
DNF	06	Peter Becker		4	13:13.041 10 Laps	2:27.962	3	82.724	-
DNF	70	Phil Alspach		4	13:25.112 12.071	2:32.470	3	80.278	-
<b>Not Classified</b>									
DNS	20	Mike Sirianni		0	--:--:--:--	--:--:--:--	0	-	-
<b>Class: CSR</b>									
1	76	William Goldkind		14	38:32.074	1:50.255	14	111.015	-
2	77	Jacek Mucha		14	38:46.440 14.366	1:52.914	12	108.401	-
3	17	Skip Reber		12	37:58.003 2 Laps	2:22.821	9	85.702	-
4	6	Victor Calderone		8	27:08.250 6 Laps	2:03.011	4	99.503	-
<b>Not Classified</b>									
DNS	21	David Watson		0	--:--:--:--	--:--:--:--	0	-	-

<b>Class: FB</b>										
1	00	Jeremy Hill		14	38:51.356		1:54.621	14	106.787	-
2	83	Tom Schwietz		13	36:58.052 1 Lap		1:55.384	13	106.081	
<b>Class: FC</b>										
1	51	Mauro Fauza		14	39:04.212		1:56.822	13	104.775	-
2	39	Chris Fahan		14	39:14.805 10.593		1:57.441	11	104.223	-
3	97	John McMurray		14	39:15.496 11.284		1:59.729	10	102.231	-
4	30	Luis Maza		14	39:28.290 24.078		1:59.298	11	102.600	
5	64	Jim Hallman		14	39:31.454 27.242		1:59.857	13	102.122	-
6	59	Andy Schaufelberger		14	39:38.165 33.953		2:00.058	13	101.951	-
7	46	Doug Rocco		14	39:44.338 40.126		2:02.956	13	99.548	-
8	29	Glenn Pashley		14	40:05.474 1:01.262		2:01.482	12	100.756	-
9	01	Mike Odonovich		13	39:13.063 1 Lap		2:15.562	10	90.291	
<b>Not Classified</b>										
DNS	07	Robert Laverty		0	--:--:--:--		--:--:--:--	0	-	-
DNS	35	Charles Shaffer		0	--:--:--:--		--:--:--:--	0	-	
DNS	47	Philip Picard		0	--:--:--:--		--:--:--:--	0	-	-
DNS	69	Paul Farmer		0	--:--:--:--		--:~:~:~:~	0	-	
<b>Class: S2000</b>										
1	34	David Dullum		14	39:17.811		1:58.968	10	102.885	-
2	91	Rich Leslie Jr.		14	39:27.293 9.482		2:00.621	11	101.475	
3	41	Jeff Wayland		14	39:52.413 34.602		2:02.831	14	99.649	-
4	90	Simon Green		14	39:58.650 40.839		2:04.471	11	98.336	-
5	9	Darryl Shoff		14	40:05.905 48.094		2:01.876	13	100.430	-
6	23	Vince LaManna		13	38:09.748 1 Lap		2:07.412	9	96.066	-
7	72	Burns Moore		13	38:11.219 1.471		2:05.450	12	97.569	-
8	88	Fred Knoll		13	38:12.398 2.650		2:07.331	12	96.127	-
9	32	David Shaver		13	38:12.572 2.824		2:05.512	10	97.521	-
10	93	Jim Stengel		13	39:01.515 51.767		2:13.904	11	91.409	-
11	0	Rob Sherwood		10	39:46.511 4 Laps		2:04.463	8	98.342	
<b>Class: FM</b>										
1	48	Jeremy Grenier		14	39:18.091		1:57.598	11	104.083	
2	38	Guy Pipitone		14	39:36.941 18.850		2:00.950	12	101.199	
3	3	Gary Phillips		13	37:52.606 1 Lap		2:04.821	12	98.060	
4	82	James Esgrow		13	39:42.998 1:50.392		2:17.801	9	88.824	
<b>Not Classified</b>										
DNS	92	Shane Doles		0	--:~:~:~:~		--:~:~:~:~	0	-	
<b>Class: FE</b>										
1	73	Justin Huffman		14	39:24.563		1:59.171	11	102.710	
2	43	Thomas Mihelich		14	39:32.469 7.906		2:00.012	13	101.990	
3	5	Lee Shumotic		14	39:37.442 12.879		2:00.996	12	101.160	
4	33	Amanda Hennessy		14	39:37.655 13.092		2:00.449	13	101.620	-
5	10	Keith McDonald		14	39:54.252 29.689		2:01.487	14	100.752	
6	87	Bruce Allen		14	40:07.456 42.893		2:03.220	13	99.335	
7	31	Matt Schreider		13	39:31.269 1 Lap		2:05.906	11	97.215	-
<b>Announcements</b>										
Timestamp	Text									
11:39	New Track Record (1:51.311) for DSR by Jean-Luc Liverato.									
11:41	New Track Record (1:54.621) for FB by Jeremy Hill.									

11:41	New Track Record (1:59.171) for FE by Justin Huffman.
11:49	New Track Record (1:45.074) for FA by Hans Peter.

©2007 Mylaps.com